

VINFEN BEHAVIORAL HEALTH

SLIDING FEE DISCOUNT PROGRAM SCALE

Based on 2022 Federal Poverty Guidelines (Gross Income)

HOW TO READ THE SLIDING FEE SCALE

Step 1: Locate the row corresponding to the **number of individuals** in your family or household.

Step 2: Move across the row to find the **range** containing your household's **combined average annual income**.


Step 3: Once you have found your range, go to the **green** cell at the top of that column to find the **co-pay amount** you will pay each visit.


Sliding Fee Category	A		B		C		D		E	
% of Federal Poverty Line (FPL)	0%-100% of FPL		101%-125% of FPL		126%-150% of FPL		151%-200% of FPL		201%-300% of FPL	
Client Responsibility Per Visit	\$0		\$15		\$25		\$35		\$50	
Annual Income Household Size	Above	Below	Above	Below	Above	Below	Above	Below	Above	Below
1	\$0	\$13,590	\$13,591	\$16,988	\$16,989	\$20,385	\$20,386	\$27,180	\$27,181	\$40,770
2	\$0	\$18,310	\$18,311	\$22,888	\$22,889	\$27,465	\$27,466	\$36,620	\$36,621	\$54,930
3	\$0	\$23,030	\$23,031	\$28,788	\$28,789	\$34,545	\$34,546	\$46,060	\$46,061	\$69,090
4	\$0	\$27,750	\$27,751	\$34,688	\$34,689	\$41,625	\$41,626	\$55,500	\$55,501	\$83,250
5	\$0	\$32,470	\$32,471	\$40,588	\$40,589	\$48,705	\$48,706	\$64,940	\$64,941	\$97,410
6	\$0	\$37,190	\$37,191	\$46,488	\$46,489	\$55,785	\$55,786	\$74,380	\$74,381	\$111,570
7	\$0	\$41,910	\$41,911	\$52,388	\$52,389	\$62,865	\$62,866	\$83,820	\$83,821	\$125,730
8*	\$0	\$46,630	\$46,631	\$58,288	\$58,289	\$69,945	\$69,946	\$93,260	\$93,261	\$139,890

*For each additional household member over 8 add \$4,720.


Effective Date: January 2022


VINFEN BEHAVIORAL HEALTH LOWELL

 40 Church Street
Lowell, MA 01852

 P: 978-674-6744
F: 978-441-9826

VINFEN BEHAVIORAL HEALTH LAWRENCE

 439 S. Union Street, Suite 207A
Lawrence, MA 01840

 P: 978-674-6744
F: 978-681-9654