

VINFEN BEHAVIORAL HEALTH

SLIDING FEE DISCOUNT PROGRAM SCALE

Based on 2024 Federal Poverty Guidelines (Gross Income)

HOW TO READ THE SLIDING FEE SCALE

Step 1: Locate the row corresponding to the **number of individuals** in your family or household.

Step 2: Move across the row to find the **range** containing your household's **combined average annual income**.


Step 3: Once you have found your range, go to the **green** cell at the top of that column to find the **co-pay amount** you will pay each visit.


Sliding Fee Category	A		B		C		D		E	
% of Federal Poverty Line (FPL)	0%-100% of FPL		101%-125% of FPL		126%-150% of FPL		151%-200% of FPL		201%-300% of FPL	
Client Responsibility Per Visit	\$0		\$15		\$25		\$35		\$50	
Annual Income Household Size	Above	Below	Above	Below	Above	Below	Above	Below	Above	Below
1	\$0	\$15,060	\$15,061	\$18,825	\$18,826	\$22,590	\$22,591	\$30,120	\$30,121	\$45,180
2	\$0	\$20,440	\$20,441	\$25,550	\$25,551	\$30,660	\$30,661	\$40,880	\$40,881	\$61,320
3	\$0	\$25,820	\$25,821	\$32,275	\$32,276	\$38,730	\$38,731	\$51,640	\$51,641	\$77,460
4	\$0	\$31,200	\$31,201	\$39,000	\$39,001	\$46,800	\$46,801	\$62,400	\$62,401	\$93,600
5	\$0	\$36,580	\$36,581	\$45,725	\$45,726	\$54,870	\$54,871	\$73,160	\$73,161	\$109,740
6	\$0	\$41,960	\$41,961	\$52,450	\$52,451	\$62,940	\$62,941	\$83,920	\$83,921	\$125,880
7	\$0	\$47,340	\$47,341	\$59,175	\$59,176	\$71,010	\$71,011	\$94,680	\$94,681	\$142,020
8*	\$0	\$52,720	\$52,721	\$65,900	\$65,901	\$79,080	\$79,081	\$105,440	\$104,441	\$158,160

*Family size over 8 please contact Vinfen for rates


Effective Date: January 2024


VINFEN BEHAVIORAL HEALTH LOWELL

 40 Church Street
Lowell, MA 01852

 P: 978-674-6744
F: 978-441-9826

VINFEN BEHAVIORAL HEALTH LAWRENCE

 439 S. Union Street, Suite 207A
Lawrence, MA 01840

 P: 978-674-6744
F: 978-681-9654